



**2021 - 2022
ANNUAL REPORT**



*Achieving
Excellence
Together*

Mission Statement

C.A.S.T.L.E. High Schools' vision is for students to have an opportunity to experience academic success, combined with cognitive, emotional and social development. We strive to achieve this in a highly structured, disciplined, safe and caring environment. We aim to cultivate leaders who are well-rounded and productive citizens. We will accomplish this by setting high expectations, incorporating innovative programs and encouraging parental involvement. We are built on a holistic philosophy that emphasizes a positive sense of self, a concept of moral and purposeful living.

Vision Statement

The mission of C.A.S.T.L.E. High School is to be a catalyst for positive change in our students, community and world through an educational process that is relevant, rigorous and rewarding.


Sponsor Statement

Educational Resource Consultants of Ohio, Inc., (ERCO) sponsor of the school, is legally mandated to provide oversight, monitoring and technical assistance. All community school sponsors are required to submit a written report of the evaluation results of the school's academic, financial, and organizational performance as well as the school's legal compliance to the Ohio Department of Education. This report must be made available to parents of students enrolled in the community school by November 30th of each year (OAC3301-102-05 (A) (3)). An annual report regarding the performance of this school and other schools under the sponsorship of ERCO will be posted on our website www.ercoinc.org no later than November 30th of the current school year. Parents are urged to review this report, as well as other monitoring and evaluation reports concerning the school. These reports are available at the school, or the sponsor's office. The reports are generated to provide you with a full comprehensive understanding of the school's performance.


School Administration



Rashida Dowd
Interim Administrator
Main Campus
3950 Prospect Ave. E
Cleveland, OH 44115



Gary Robinson
Administrator
East Campus
5130 Warrnesville
Center Rd.
Maple Heights, OH 44137



Brian Willmott
Administrator
Parma Campus
12000 Snow Rd.
Suite 4&5
Parma, OH 44130



School Board

Warren Gordon
Vice President

Randolph Walters
President

Armand Hayes
Director

Edward Worthy, Jr.
Treasurer

Alexis Mixon
Secretary



Financial Statement

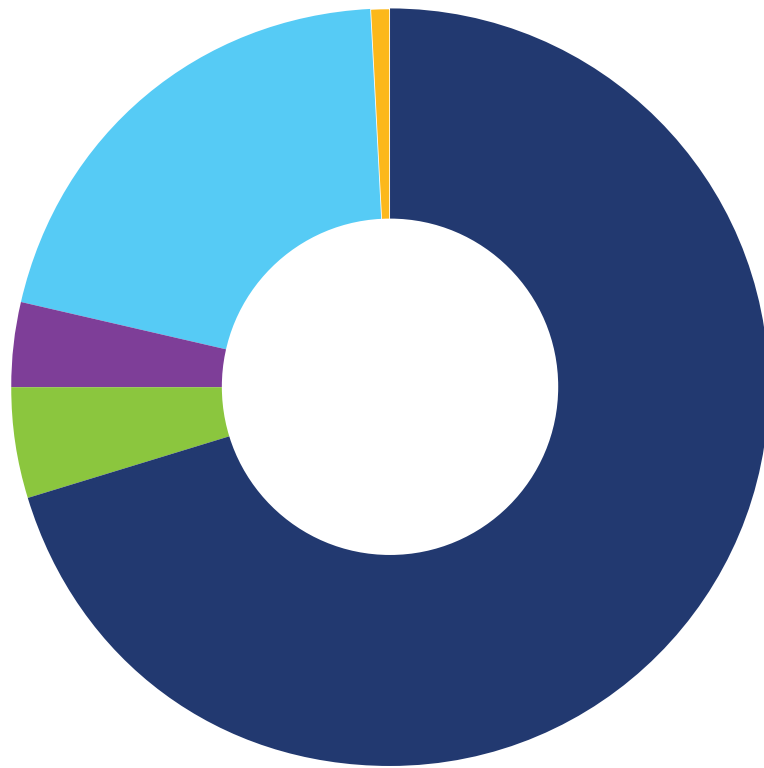
FTE:.....	168.00
Total Operating Revenues:.....	\$5,096,706.75
Total Operating Expenditures: .	\$4,067,223.31
Total Federal Grants:.....	\$1,176,709.47
Total Assets:	\$1,596,111.79
Total Liabilities:	\$346,617.15

*Presentation Excludes GASB 68
Amounts Obtained From June 30, 2022 Board Financial Reports- Unaudited*



Demographics

Chart



Demographic Categories	Number of Students	%
● African American	198	70.46
● Asian/Pac. Islander	0	0
● Hispanic	13	4.63
● American Indian/Native Alaskan	0	0
● Multiracial	10	3.56
● White, Non-Hispanic	58	20.64
● Not Specified	2	0.71

Attendance

Rate

54.3%

School

Achievement

Highlights


- The school implemented a PBIS program which contributed to a positive school culture. Castle Parma campus had zero suspensions and zero expulsions the entire year.
- Castle created Castle Cares Closet to provide clothing and personal items to students.
- The Castle Fitness Center and school library were added to enhance the school program.

New Programs

- Girls Empowerment Group
- Rise Up and Lean 6 Sigma
- The Ron Clark Academy House System

New Partnerships

- Bryant and Stratton College
- Marlin Manufacturing



Events

- Back-to-School Event
- Black History Art Show
- College and Career Fair
- Easter Egg Scavenger Hunt
- End-of-year Celebration
- Fun Fridays
- Hanukkah Celebration
- Holiday Feast & Ornament Decorating
- Literacy Night
- Thanksgiving Feast

Academic Goals

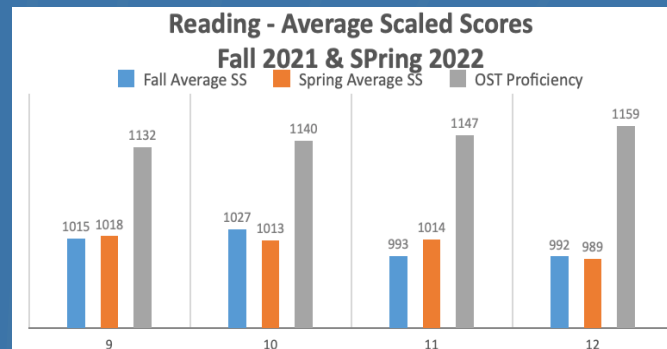
By the end of the 2023-2024 school year, 50% of students will score proficient or better on the ELA and Math state assessments, or will demonstrate 1.5 years worth of growth annually on the Renaissance STAR test for ELA and Math.

By 2024, the school will create and maintain a comprehensive plan for engaging, students, parents and community partners resulting in an overall attendance percentage of 93% and a decrease in suspensions by 10% and office referrals by 20%.

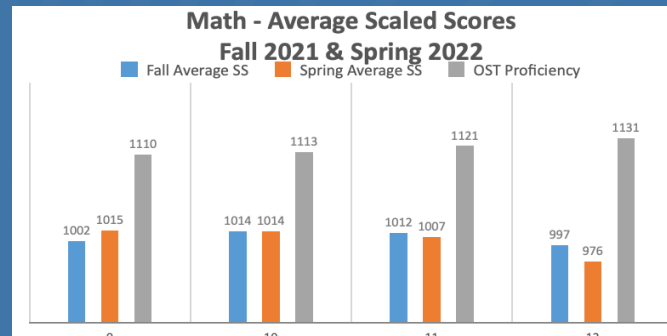
By the end of 2024, the school will provide Career Based Intervention, Career Technical Education Pathways, Industry Credential Opportunities, and Work Based Learning Experiences as a way for at least 80% of graduating students to earn the Ohio Means Jobs Readiness Seal, resulting in an increase of 5% for the overall Graduation Rate.

Academic Testing

Castle	Fall	Spring	
Reading	Average SS	Average SS	OST Proficiency
9th	1015	1018	1132
10th	1027	1013	1140
11th	993	1014	1147
12th	992	989	1159



Castle	Fall	Spring	
Math	Average SS	Average SS	OST Proficiency
9th	1002	1015	1110
10th	1014	1014	1113
11th	1012	1007	1121
12th	997	976	1131



State Report Card

Ohio School Report Cards

Cleveland Academy for Scholarship Technology and Leadership School Grade

School at a glance

Meets Standards School Rating

2021 - 2022 Report Card for Cleveland Academy for Scholarship Technology and Leadership

Schools that receive the dropout prevention and recovery report card receive ratings for up to eight measures and four components.

Achievement Component

The Achievement component, previously called the High School Test Passage Rate component, represents the number of students who meet applicable criteria on assessments that are required for graduation.

Does Not Meet Standards Rating

Graduation Rate

The Graduation Rate component looks at the percent of students who are successfully finishing high school with a diploma in four, five, six, seven or eight years.

Exceeds Standards Rating

Graduation Rates
A Graduation rate is not calculated if there are not at least 10 students in the graduating class

- 36.2% of students graduated in 4 years
- 49.1% of students graduated in 5 years
- 53.9% of students graduated in 6 years
- 40.4% of students graduated in 7 years
- 38.6% of students graduated in 8 years
- 43.1% is the weighted average of all graduation rates.

Progress

The Progress component looks closely at the growth all students are making during the school year.

Meets Standards Rating

Exceeds Standards Rating

Exceeds Standards 4-Year Rating

Exceeds Standards 5-Year Rating

Exceeds Standards 6-Year Rating

Exceeds Standards 7-Year Rating

Meets Standards 8-Year Rating

Exceeds Standards Combined Rating

Gap Closing

This component shows how well schools are improving or meeting the performance expectations for all students in English language arts, math, graduation, and English language proficiency.

Exceeds Standards Rating





Main Campus
3950 Prospect Ave. E
Cleveland, OH 44115
216-583-5210
www.castlehsedu.org

Parma Campus
12000 Snow Rd. Suite 4&5
Parma, OH 44130
440-888-0798
www.castlehsedu.org

East Campus
5130 Warnesville Center Rd.
Maple Heights, OH 44137
216-587-5282
www.castlehsedu.org

 Castlehsedu

 CASTLEHighSchoolParmaCampus

 CASTLEhighschoolEastCampus