

2017-2018 Annual Report



CASTLE High School

Vision Statement

C.A.S.T.L.E. High Schools' vision is for students to have an opportunity to experience academic success, combined with cognitive, emotional and social development. We strive to achieve this in a highly structured, disciplined, safe and caring environment. We aim to cultivate leaders who are well-rounded and productive citizens. We will accomplish this by setting high expectations, incorporating innovative programs and encouraging parental involvement. We are built on a holistic philosophy that emphasizes a positive sense of self, a concept of moral and purposeful living.

Sponsor Statement

ERCO works closely with the governing boards, leaders and educators of schools we sponsor to provide resources and technical assistance that help them fulfill the mission we share: empowering and preparing children for successful, productive lives. Since our founding as a not-for-profit organization in February 2005, ERCO has partnered with the Ohio Department of Education to assist schools, protect public interests, ensure accountability, and respect school autonomy. community schools and authorizers.

Mission Statement

The mission of C.A.S.T.L.E. High School is to be a catalyst for positive change in our students, community and world through an educational process that is relevant, rigorous and rewarding.



School Administration



Jaeda Dancy, Administrator

CASTLE High School
3950 Prospect Ave. E
Cleveland, OH 44115



School Board

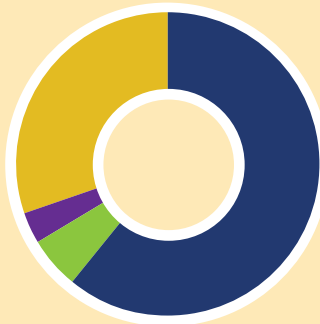
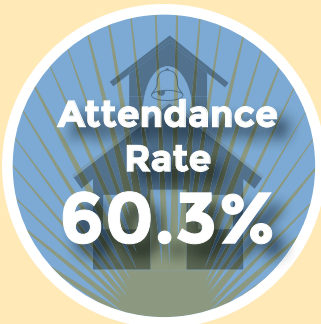
Rashidah Abdulhaqq
Warren Gordon
Alexis Mixon
Randolph Walters
Edward Worthy, Jr.

Financial Statement

Total Assets:\$117,080
Total Liabilities: \$881,168
Total Operating expenses:\$1,753,353
Total Operating revenues:\$1,474,894
Total non-operating revenues:.... \$210,933




Demographic Chart



Demographic Categories	Number of Students
African American	48
Asian	0
Hispanic	12
American Indian/Native Alaskan	1
Multiracial	4
Native Hawaiian/Pac. Islander	0
White, Non-Hispanic	11
Unknown	4

School Achievement Highlights



- Partnered with Children’s Hunger Alliance for Afterschool snacks
- Limitless Ambition - Young Women’s Empowerment Group
- Ohio Benefits Bank Site - Students and families can apply for government benefits at our school
- Family Solutions - Counseling and Therapeutic Treatment for students and families
- Boys basketball team participating in the Alternative Education League

Academic Goals

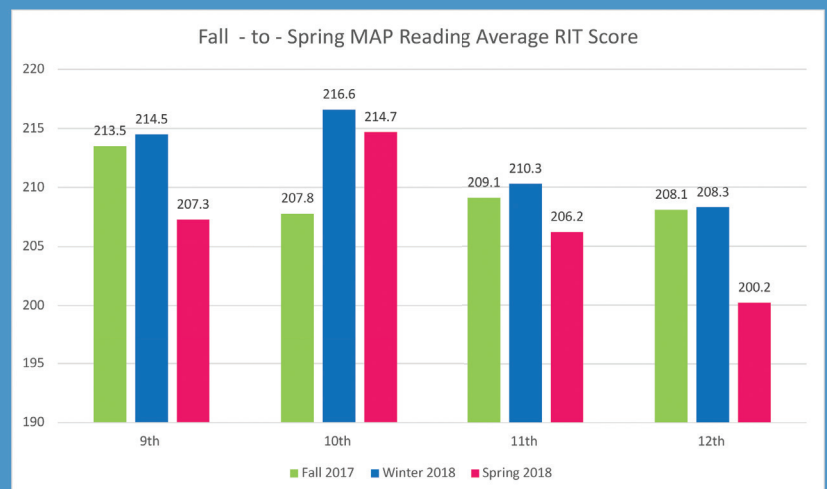
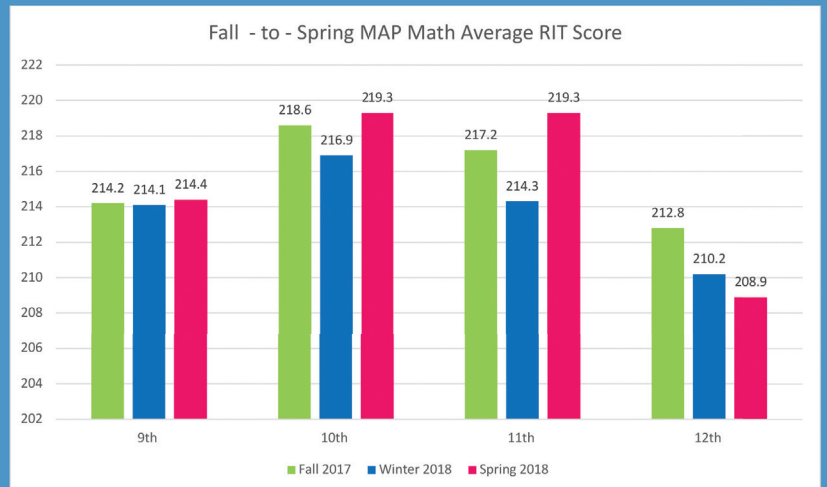
Increase the percentage of students who “Passed All 5 Tests” by an additional 20%.

Close the achievement gap by increasing student math annual measurable objectives percentage by an additional 40%.

Utilize NWEA MAP data to devise a RtI plan using tiered instruction that will ensure all students show growth from the beginning of the year to the end by an amount of 50%.



Academic Testing



State Report Card



Does Not Meet Standards
School Rating

Cleveland Academy for Scholarship Technology and Leadership

Districts and schools report information for the Ohio School Report Cards on specific marks of performance, called measures, within broad categories called components. Dropout Recovery Program schools receive ratings for up to eight measures and four components.

High School Test Passage Rate

The High School Test Passage Rate component represents the number of students who passed all five state tests that are required for graduation.

Students who Passed all Five Tests 20.0%



Does Not Meet Standards
Rating

Progress

The Progress component looks closely at the growth that all students are making during the school year.

Value-Added
Overall



Does Not Meet Standards
Rating

Does Not Meet Standards

Gap Closing

The Gap Closing component shows how well schools are meeting the performance expectations for our most vulnerable populations of students in English language arts, math and graduation.

Annual Measurable Objectives 21.7%



Meets Standards
Rating

Graduation Rate

The Graduation Rate component looks at the percent of students who are successfully finishing high school with a diploma in four, five, six, seven, or eight years.

Graduation Rates

34.1% is the weighted average of all graduation rates.



Meets Standards
Rating



CASTLE
High School

3950 Prospect Ave. E
Cleveland, OH 44115
216-583-5210

www.castlehsedu.org
 @castlehsedu

an  EEG school